swiss lifting solutions

ЗАПАСНЫЕ ЧАСТИ | ЭЛЕКТРИЧЕСКИЕ СХЕМЫ

LPML 250 / LPL 500

Spare parts | Pièces de rechange | Onderdelen | Reservedele | Varaosat | Pezzi di ricambio
Reservedelen | Peças | Reservdelar | Piezas de recambio | Запасные части

Circuit diagrams | Schéma de connexions | Stroomschema | Kredslobsdiagrammer
Kytkentäkaavio | Aansluitschema | Schema elettrico | Koplingskjema | Esquema electrico
Elschema | Esquema eléctrico

EAC

c 1957 | www.gis-show.ru

03.20 9500.9029.7

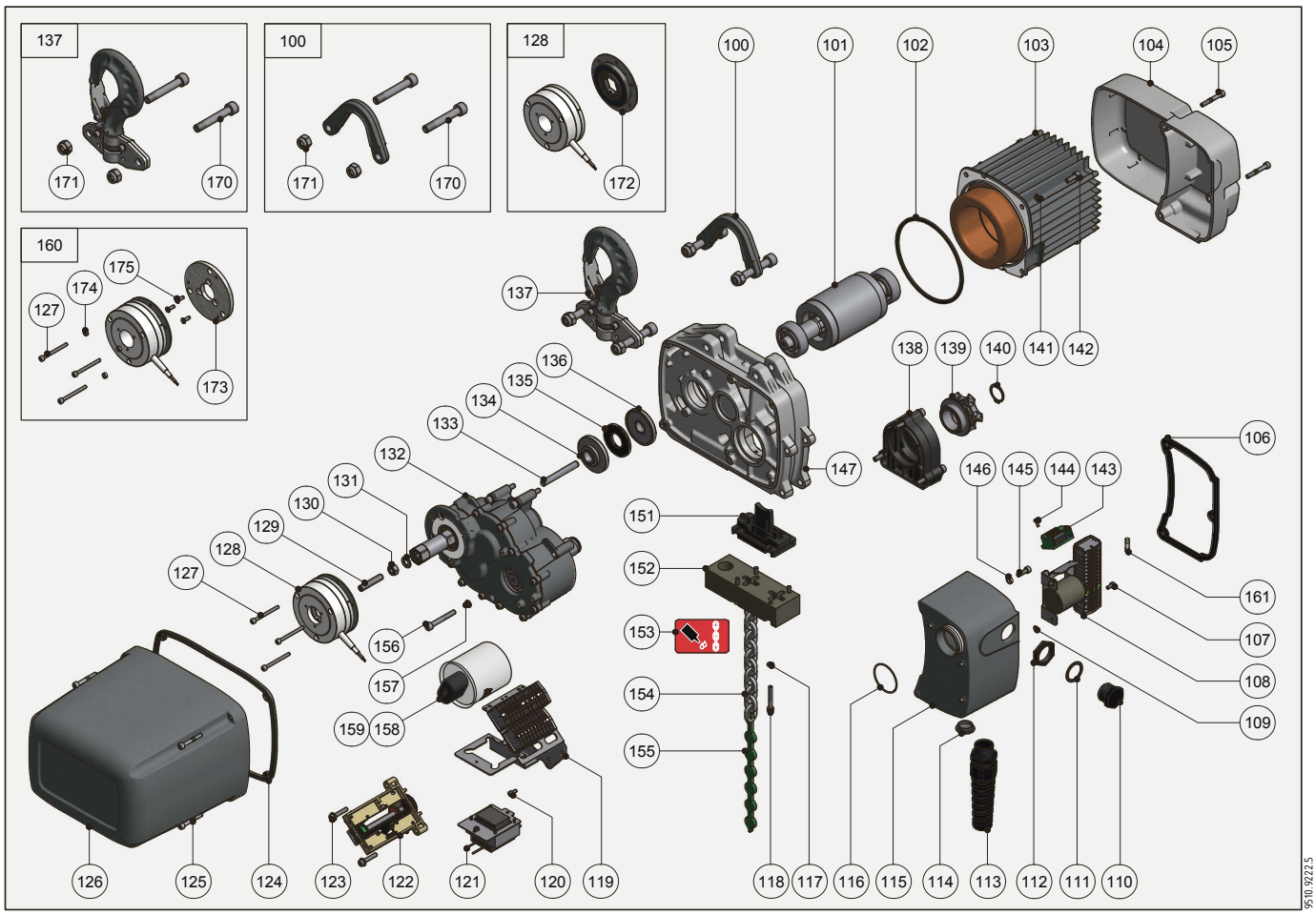
137
171
170
100
171
170
128
172
160
175
174
127
173
100
101
102
103
104
105
137
136
135
134
133
132
131
130
129
128
127
156
157
159
158
126
125
124
123
122
121
120
119
147
138
139
140
141
142
146
145
144
143
106
151
152
153
154
155
161
107
108
109
118
117
116
115
114
113
112
111
110
9510.9222.5

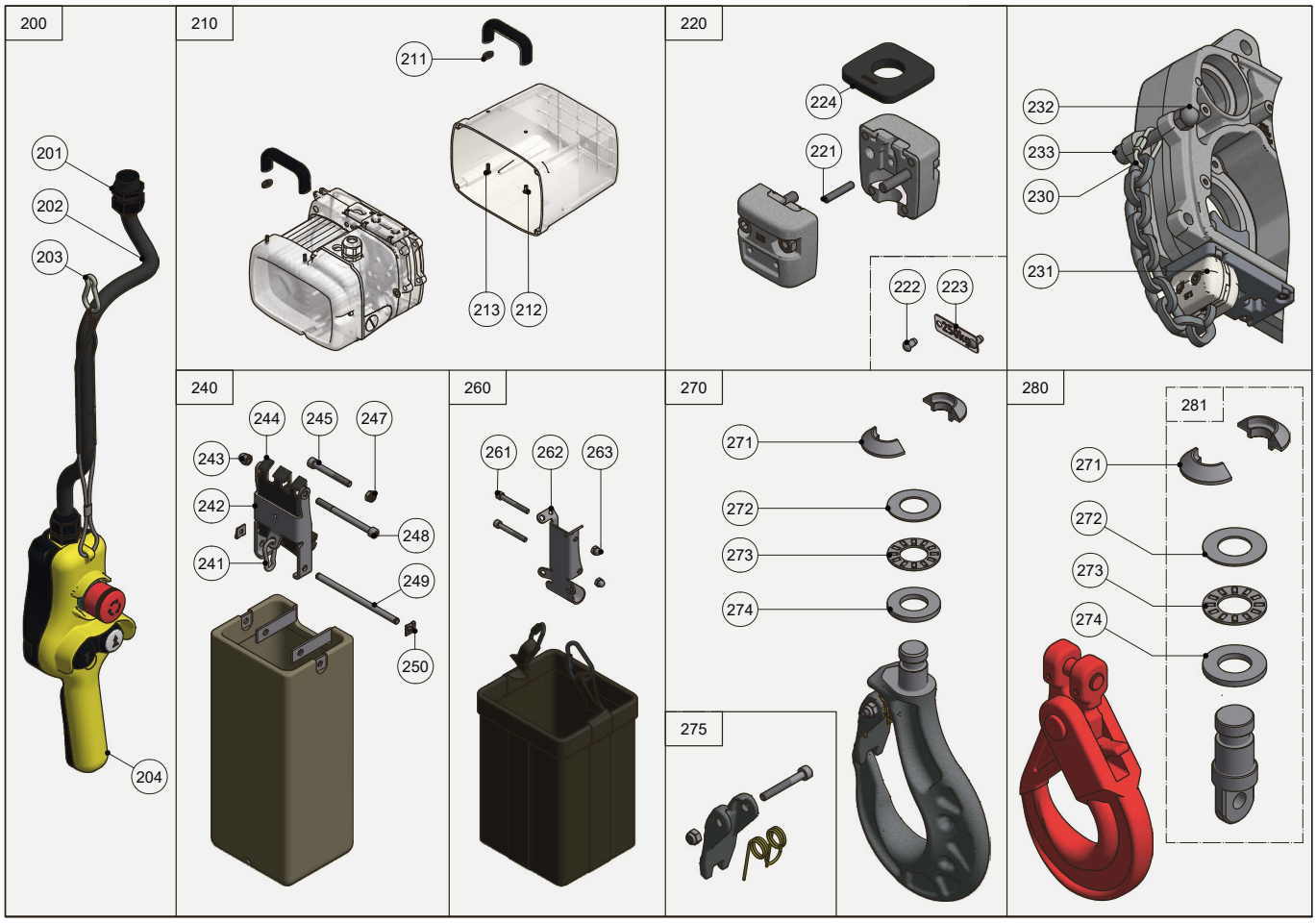
200
201
202
203
204
210
211
213
212
220
224
221
222
223
232
233
230
231
240
244
245
247
243
242
241
248
249
250
260
261
262
263
270
271
272
273
274
275
280
281
271
272
273
274
9510.9238.5

		LPML 250	LPL 500
100*	78 x 59	9500.3079.3	
	115 x 75		9510.3077.3
101	1t, L=60, -NL	9500.3170.3	
	1t, L=80, -NL		9511.3038.3
102	ø105 / ø97 x 2.5	9500.3054.4	
	ø125 / ø117 x 2.5		9510.3054.4
103	4p, 3 x 400В 50Гц	9502.0150.3	9512.0150.3
	4p, 3 x 230В 50Гц	9502.0150.3	9512.0150.3
	4p, 3 x 460В 60Гц, CSA	9502.0160.3	9512.0160.3
104	192 x 139 x 64	9500.3018.2	
	165 x 88 x 232		9510.3012.2
105	M4 x 30 N	9030.0329	
	M5 x 35/22 N		9030.0331
106*	136 x 78 x4	9500.3033.3	
	110 x 166 x 5		9510.3033.3
107	M4 x 8	9030.0325	9030.0325
108	90 x 105 x 92.5, PMS	9502.1206.3	9502.1206.3
	90 x 105 x 92.5	9502.1205.3	9502.1205.3
	1t+AO, 42В	9512.1000.2	9512.1000.2
	1t, 42В	9512.1007.2	9512.1007.2
	1t, 110В	9512.1004.2	9512.1004.2
109	ø4.3 / ø8 x 0.8	9031.3706	9031.3706
110	M25 x 1.5		9055.3517
111	ø29.5 / ø23.2 x 1		9040.2511
112	M25		9055.4013
113	M20 x 1.5 x 101.5	9055.3124	9055.3124
114	M20 x 1.5	9055.3512	
	M25 x 1.5		9055.3513
115	78 x 81 x 135	9500.3006.3	
	110 x 166 x 177		9510.3006.2
116	ø23.6 x 2.65 NBR 70	9035.0031	
	ø38.7 x 2.65 NBR 70		9035.0033
117	M4	9031.3901	
	M5		9031.3902
118	M4 x 25 VZ	9030.0256	
	M5 x 40/22 VZ		9030.0268
119	1t, 2t, макс. 480В	9502.1203.3	9512.1200.3
	1t, 2t, 500В-690В	9502.1204.3	9512.1202.3
	DC	9502.1201.3	9512.1201.3
120	M4 x 8	9030.0325	
	M5 x 10		9030.0027
121	400/42В 50/60Гц	9056.4601.4	9056.4601.4
	230/460//42В 50/60Гц, CSA	9056.4641.4	9056.4641.4
122	103 x 84 x 41	9500.3069.3	9500.3069.3
	103 x 84 x 41 + AO	9500.3071.3	9500.3071.3
123	M5 x 25	9030.0022	9030.0022
124*	188 x 134 x 6	9500.3034.3	
	230 x 162 x 5		9510.3034.3
125	M4 x 30	9030.0329	
	M5 x 35/22		9030.0331
126	189 x 186 x 133, GIS	9500.3150.2	
	228 x 160 x 208, GIS		9510.3090.3
127	M4 x 45	0030.9287	0030.9287
128	4Нм, ~200-240В 50/60Гц	9050.4133	
	4Нм, ~360-420В 50/60Гц	9050.4134	
	4Нм, ~440-480В 50/60Гц	9050.4135	
	7Нм, ~200-240В 50/60Гц		9050.4140
	7Нм, ~360-420В 50/60Гц		9050.4141
	7Нм, ~440-480В 50/60Гц		9050.4142
129	M8 x 40	9030.2018	9030.2018
130	M8	0031.0008	0031.0008
131	ø8.4 / ø16 x 1.6	0031.0578	0031.0578
132	165 x 200 x 120 N	9500.3031.3	
	195 x 148 x 201 N		9511.3525.2
133	ø8 x 60	9031.5861	
	ø8 x 65		9031.5862
134*	ø35 x 11	9500.3048.4	
	ø45 x 13.2		9510.3059.4
135*	ø32 / ø22 x 2	9500.3046.4	
	ø40 / ø26.5 x 4		9510.3057.4
136*	ø35 x 13	9500.3047.4	
	ø45 x 10.5		9510.3058.4
137*	177 x 84	9500.3080.3	
	171 x 115		9510.3113.3
138*	66 x 31 x 88	9500.3514.3	
	66 x 31 x 88		9511.3521.4
139*	ø39 x 27	9500.3500.3	
	ø54 x 35.5		9511.3500.2
140	DIN 471, 14 x 1	0031.1008	
	DIN 471, 22 x 1.2		9031.2013
141	M5	9031.3902	
142	M5 x 16	9030.0262	
	M6 x 16		9030.0031
143	PMEA 500	9050.4023	9050.4023
144	M3 x 8	9030.8030	9030.8030
145	M4 x 16	9030.0253	
	M5 x 16		9030.0262
146	ø7.7 / ø4.1 x 2	9040.2512	
	ø9.8 / ø5.1 x 3		9031.3705
147	205 x 42 x 151	9500.3000.0	
	187 x 55 x 250		9511.3000.1
151*	60 x 36 x 42	9500.3505.3	
	82 x 53 x 45		9511.3505.3
152*	60 x 36 x 12	9500.3513.4	
	101 x 48 x 30		9511.3520.4
153	0.1 l	9041.0007	9041.0007
154*	4.1 x 11.5	9039.0034	
	5.7 x 16		9039.0033

		LPML 250	LPL 500
155	140 x 12 x 3 (3.75/4.1)	9041.6050	
	193 x 17 x 5 (5.25/5.7)		9041.6051
156	M5 x 35/22	9030.0267	
	M6 x 45/24		9030.0280
157	M5	9031.3902	
	M6		9031.3903
160	4Нм, ~200-240В 50/60Гц	9500.3126.4	
	4Нм, ~360-420В 50/60Гц	9500.3127.4	
	7Нм, ~200-240В 50/60Гц		9510.3105.4
	7Нм, ~360-420В 50/60Гц		9510.3106.4
	7Нм, ~440-480В 50/60Гц		9510.3107.4
161	0.4A UL	9052.0013	9052.0013
170	M6 x 50	9500.3139.4	
	M10 x 62		9400.3049.4
171	M6	9031.1276	
	M10		9031.1278
172*	ø84 x 9	9400.3156.4	9400.3156.4
173	ø85 x 6	9400.3154.4	9400.3154.4
174	ø7 / ø5 x 3	9400.3176.4	9400.3176.4
175	M4 x 12 T	0030.1004	0030.1004
200*	2K AO 3 м	9290.1086.3	9290.1086.3
	2K AO 4 м	9290.1087.3	9290.1087.3
	2K AO 5 м	9290.1088.3	9290.1088.3
	2K AO 6 м	9290.1089.3	9290.1089.3
	2K AO 7 м	9290.2014.3	9290.2014.3
	2K AO 8 м	9290.1090.3	9290.1090.3
	2K AO 10 м	9290.1091.3	9290.1091.3
	2K AO 12 м	9290.1092.3	9290.1092.3
	2K AO 15 м	9290.1093.3	9290.1093.3
	2K AO 20 м	9290.1094.3	9290.1094.3
201*	M20 x 1.5	9055.3102	9055.3102
202*	5 x 0.75 мм²	9055.0110	9055.0110
203	ø4 x 40	9031.8007	
	ø5 x 50		9031.8004
204*	2K AO	9290.2000.3	9290.2000.3
210*	108 x 50 x 24	9500.3148.2	9511.3097.3
211*	22 x 12 x 5		9511.3099.4
212	M5 x 12	9030.0021	9030.0021
213	M5 x 16		9030.0028
220*	48 x 48 x 53	9500.3503.3	
	49 x 49 x 55		9511.3503.3
221*	ø4 x 22	9500.3134.4	
	ø6.5 x 30		9511.3066.4
222	ø3 x 5	9031.6604	9031.6604
223	500 кг	9211.3340.4	
	1 т		9216.3041.4
224*	42 x 42 x 10.6	9511.3065.3	9511.3065.3
230	ø3 x 40	9031.8007	9039.0410
231	44 x 32	9500.3511.4	
	55 x 46		9515.3013.3
232	M8		9031.1052
233	M8 x 60		9030.0293
240	100 x 126 x 230, 8 м	9500.3081.3	
	100 x 126 x 350, 18 м	9500.3082.3	
	100 x 126 x 800, 32 м	9500.3140.3	
241	ø4 x 40	9031.8007	
242	110 x 31 x 22	9500.3040.3	
243	M5	9031.1051	
244	60 x 30 x 91	9500.3015.3	
245	M5 x 50	9030.0270	
247	M5	9031.1275	
248	M5 x 75	9030.0327	
249	ø8 x 127	9500.3086.4	
250	9 x 10 x 3	9031.2401	
260	192 x 212 x 320, XS, 30 м	9500.3175.3	
	192 x 212 x 320, XS, 20 м		9510.3084.3
	192 x 212 x 320, S, 60 м	9500.3176.3	
	192 x 212 x 420, S, 30 м		9510.3085.3
	192 x 212 x 590, M, 120 м	9500.3177.3	
	192 x 212 x 590, M, 60 м		9510.3086.3
	192 x 212 x 940, XL, 120 м		9510.3087.3
261	M5 x 55/22	9030.0338	
	M8 x 65/28		9030.0313
262	124 x 100 x 30	9500.3172.3	
	145 x 83 x 73		9510.3103.3
263	M5	9031.1051	
	M8		9031.1052
270*	154 x 97 x 27	9510.3075.4	
	157 x 97 x 27		9511.3075.4
271	13.5 x 27 x 9	9215.3134.4	
	14.5 x 29 x 11		9216.3134.4
272*	ø15 x ø28 x 1	9038.1754	
	ø30 x ø17 x 1		0038.3133
273*	DIN 5405-T2 AXK1528	9038.0258	
	DIN 5405-T2 AXK1730		9038.0250
274*	ø15 x ø28 x 2	9038.1753	
	ø30 x ø17 x 2.75		9038.1755
275*	54 x 23	9510.3079.4	9510.3079.4
280*	153 x 75 x 27	9500.3088.4	
	160 x 75 x 27		9511.3105.4
281*	ø28 x 52	9510.3101.4	
	ø30 x 62		9511.3104.4

Контакторное управление Contactor control Commande par contacteurs	1 Скорость с аварийным остановом 1 speed with emergency stop 1 vitesse avec marche-arrêt	9500.9502.4 / 3 Ф
Прямое управление Without contactor control Sans commande par contacteurs	1 Скорость с 2м тормозом 1 speed with 2nd brake 1 vitesse avec 2ème frein	9500.9512.4 / 3 Ф
	1 Скорость с 2м тормозом, PMS 1 speed with 2nd brake, PMS 1 vitesse avec 2ème frein, PMS	9500.9505.4 / 3 Ф

F	Главный предохранитель	Control fuse	Fusible de commande
K	Контактор	Contactor	Contacteur
L	Фаза	Power supply	Alimentation électrique
N	Нейтраль	Neutral	Neutre
NA	Аварийный останов	Emergency stop	Marche-arrêt
PE	Земля	Earth	Mise à la terre
S	Концевой выключатель	Switch	Interrupteur
T	Трансформатор	Transformer	Transformateur
U, V, W	Мотор	Motor	Moteur
X	Клеммная колодка	Terminal strip	Bornier de raccordement
Y	Тормоз	Brake	Frein

9500.9502.4 / 3 Ф

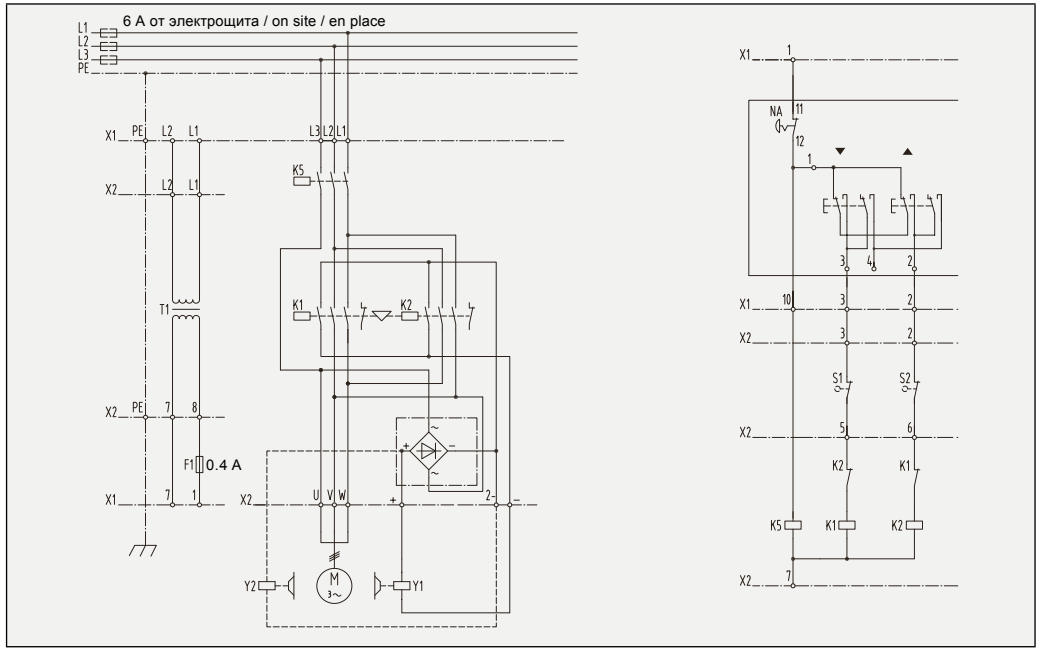

9500.9512.4 / 3 Ф

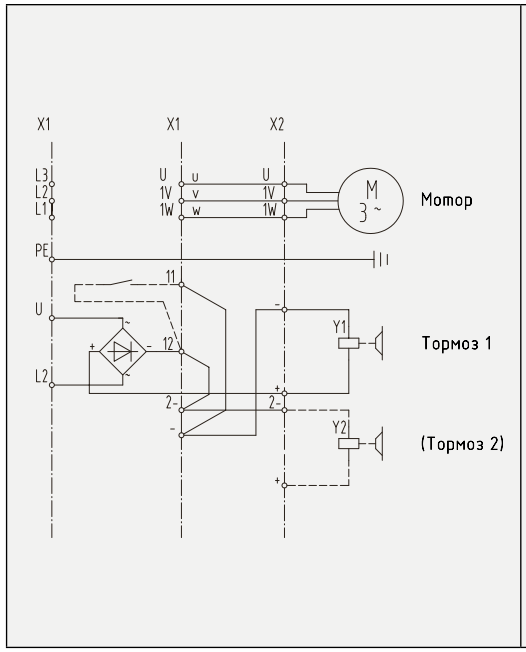
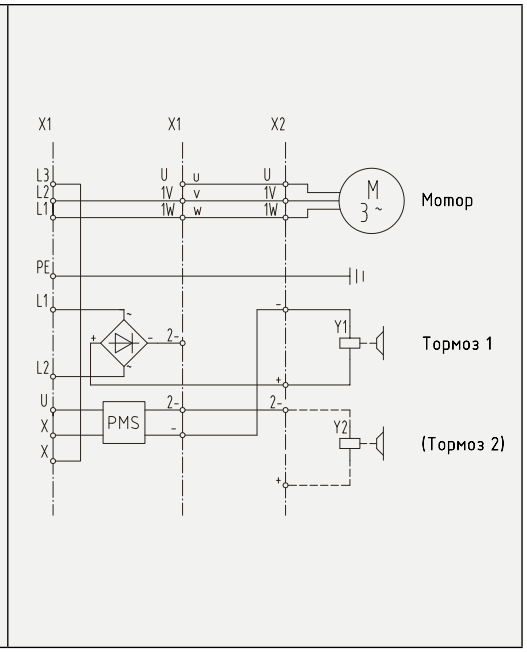
9500.9505.4 / 3 Ф / PMS